GRATINGS

TIANFU COMPOSITE

TIANFU COMPOSITE

FIBERGLASS GRATINGS



COMPANY WITH
QUALITY SYSTEM
CERTIFIED BY DNV GL
=ISO 9001=

COMPANY PROFILE

Anhui Tianfu, was established in 1998. Since its establishment, the company has been committed to the research and development, production and sales of high-quality resin-based fiber composite reinforcing materials. Now we have covers an area of nearly 15,000 square meters, has nearly 120 employees, equipped more than 100 sets of standard grating molds, 15 automatic pultrusion lines, occupies advanced testing equipment such as xenon lamp aging test box, universal mechanical tester, oxygen index meter and CNC automatic milling and cutting machines, with an annual production capacity of 500,000 square meters of FRP molded grating and 1.2 million meters of pultruded profiles. We are a professional manufacturer of FRP gratings and pultruded profiles, capable to provide customers with entire solutions and services of design, development, production, and further fabrications.

Tianfu new material's quality management system is the earliest in the industry to pass the ISO9001:2015 version certification. Our products have the advantages of light weight and high strength, corrosion resist and fire retardant, etc. They meet the quality inspection standards of many US and European countries, and have obtained certificates from SGS, DNV, ABS and other international well-known institutions, Products have been widely used in chemical and light industry, power electronics, municipal construction, and other fields. Our products exported to more than 100 countries like US, France, UK,Australia, Korea and Japan etc.

Tian Fu composite,Your Best Partner In The Composites Industry.

Quality Management System Certificate
Anhui Tianfu New Material Co.,Ltd.

Certificate No.:CB11622Q33424R0S

Unified Social Credit Code:91340721MA2MQX8P78

Registration Address:Old Village , Gaoling Village, Shun'an Town, Yi'an District, Tongling City

Business Address:Old Village , Gaoling Village, Shun'an Town, Yi'an District, Tongling City, Anhui Province.

Management system conforms to the standard:GB/T 19001-2016/ISO 9001:2015

The certificate is valid for the scope:FRP products(FRP grating,FRP tube,FRP rod) production and sales

Date of Issuance:Mar.22,2022 Date of Expiry:Mar.21,2025

Note: After the issuance of this certificate, it will remain valid only if the certified organization accepts surveillance audit at regular intervals within the validity period and is audited to be qualified.

签发人：

The effectiveness of the certificate is subject to QR Code in the Right.
Beijing Kunlun Certification & Inspection Co., Ltd http://www.kjbkrw.com
Meanwhile,You can search the CNCA Website:www.cnca.gov.cn

BEIJING KUN BIAO CERTIFICATION & INSPECTION CO., LTD
ADD:Room827D03,24 floor, Jia NO.2,zhonghuan south road, Wangjing, Chaoyang District,Beijing
Postcode:100102 Tel:010-84631655 Fax:010-84622396

DNV·GL
Certificate No: TAF00001SX

TYPE APPROVAL CERTIFICATE

This is to certify:
That the FRP Grating
with type designation(s)
FRP Grating Model SM-38, 50 and I-0015,
Issued to
Anhui Tianfu New Material Co.,Ltd.
Tongling, Anhui , China
is found to comply with
DNV GL statutory interpretations DNVGL-SI-0364 – SOLAS interpretations
DNV GL offshore standards
DNV GL rules for classification – Ships

Application :
For use in locations according to enclosed Structural Fire Integrity Matrix.

Application is to be considered and accepted for each case/project.

Product approved by this certificate is accepted for installation on all vessels classed by DNV GL.

Issued at Hamburg on 2019-03-15

This Certificate is valid until 2024-03-14.
DNV GL local station: Tongling

Approval Engineer: Time Linn

For DNV GL
Det Norske Veritas
GmbH
Brooktorkai 18, Hamburg, Germany
AT-MUC 003 / 2000

Jörg Wuttke
Head of Section

ACM IAF UKAS

Certificate of Registration

This is to certify that the
Quality Management System
of
Anhui Tianfu New Material Co.,Ltd.
Unified social credit code: 91340721MA2MQX8P78
Registered Address
Old House, Gaoling Village Shun'an Town
Yi'an District, Tongling
Office Address
SF, Dongshun Trade City, Shun'an Town
Yi'an District, Tongling, Anhui, China
Production Address
Old House, Gaoling Village, Shun'an Town
Yi'an District, Tongling, Anhui, China

Has been independently assessed and is
compliant with the requirements of:

ISO 9001:2015

For the following scope of activities:

Manufacture & Sales of FRP Products

Certificate Number: 19ACM6072Q

Date of initial registration 24/01/2019
Date of this certificate 24/01/2019
Certificate expiry (subject to the company maintaining its system to the required standard) 23/01/2022

Authorised Signatory

During validity period of the certificate a surveillance audit should be carried out at least once every 12 months. The certificate remains valid only if satisfactory surveillance audits are conducted. The certificate can be checked out at CNCA website www.cnca.gov.cn

ACM LIMITED, Unit 5 Manna Court, Meridian Business Park, Leicester, LE19 1RJ, UK (UKAS 245)
Local Office: ACM (CHINA) LIMITED, Rm 8201, No.722, Wuhuan Road, Minhang District, Shanghai 201108, China
T : 86 21 64305800 F : 86 21 64801208 W : www.acmcert.com.cn E : info@acmcert.com.cn

A Reliable composites supplier



CONTENTS

- Introduction of raw materials
- Mechanical properties of molded grille
- Cover plate grille
- Pultrusion grille

Resin Type

Resin Type	Resin Matrix	Product Property	Rate of flame retardant	Maximum temperature
TypeVE	VE	Excellent corrosion resistance, acid, alkali, solvent or acid-base alternate and other harsh corrosion environment.	Flame retardant grade, flame propagation index less than 10	230° F/110℃
TypeI	ISO	Excellent corrosion resistance, can withstand medium concentration of inorganic acids, bases and various salts and other environments.	Flame retardant grade, flame propagation index less than 25	221° F/105℃
TypeF	Food Resin	The isophenyl food grade resin has good corrosion resistance as the isophenyl resin.	Flame retardant grade, flame propagation index less than 30	221° F/105℃
Type0	Ortho	With general corrosion resistance, can withstand seawater, weak acid and atmospheric aging environment.	Flame retardant grade, flame propagation index less than 25	212° F/100℃

TypeVE Commonly used in acid, alkali, solvent or acid-base alternating and other adverse corrosion environment;
Type 1 Commonly used in acidic corrosion or alkaline corrosion general environment;
Type F Commonly used in meat products, food processing and waterworks;
Type 0 commonly used in general corrosion environment, weak alkali corrosion and atmospheric aging environment.

Type of glass fibre

Type of glass fibre	Type of glass fibre	property
E	Non–alkali fiberglass	High strength and corrosion resistance
ATH	Non–alkali fiberglass	Flame retardant, corrosion resistant

FRP Grating

FRP grating is a kind of glass fiber reinforced plastic (FRP) by using glass fiber for reinforcement, unsaturated polyester resin for the body, through special processing into a tabular material with lots of space, it can be used as structural materials and used for the floor of the corrosion environment, trench cover, platform, ship deck, stair, catwalks, etc.FRP (referred to as FRP) molded grid by glass fiber interlaced braided, resin casting overall molding, made with many regular distribution of rectangular, square space of the FRP grid plate, with bidirectional mechanical characteristics.Widely used in petroleum, chemical, electric power, paper industry, printing and dyeing, electroplating, Marine exploration, sewage treatment and other industries of the work platform, equipment platform, drilling platform, corridor lights, is an ideal product in corrosive environment, but also suitable for civil building facilities.







FRP grating Property

Anti-corrosion

The FRP grating has excellent corrosion resistance to acid, alkali, organic solvents and salts and many other gas and liquid media. It has incomparable advantages in the field of corrosion resistance than the molded grid.According to the actual use of the site requirements, can economically choose to use ortho, ISO, VE as the matrix material.

Flame resistance

The formula designed by our company can meet the fire protection requirements of engineering teams, so as to ensure safety.Company through the United States ASTM-E84 flame retardant test, with good flame retardant fire performance.

Impact and fatigue resistance

FRP grating has high impact strength, allowing repeated stress without permanent deformation, and metal grid after receiving impact, will retain permanent deformation, need to be repaired.The molded grid has moderate elasticity, which makes the staff who works on it feel comfortable for a long time, reduces the sense of urgency on the legs and back of the workers, and reduces the occurrence of accidents, which is conducive to improving the production efficiency.

Light weight, high strength, easy to cut, install

Because it is made of resin and glass fiber, its density is small, no more than 2 kilograms per cubic meter, only a quarter of steel, 2/3 of aluminum.It is 10 times stronger than PVC, exceeding the

absolute strength of aluminum and ordinary steel.Its light weight can greatly reduce the foundation support, thus reducing the material cost of the project.Molded grating cutting is simple, do not need large lifting equipment, only little amount of manual and electric tools, make the installation cost is greatly reduced the way the whole plate production, as well as when customer need small size grille plate can be cut, according to the size and installation requirements to reasonable cutting and processing of grating, in order to maximum economic benefits without affecting the intrinsic properties of grating.Cutting section with resin coating processing, B to ensure that its corrosion resistance is not affected.This material can also be used for grinding, drilling, but not turning and tapping.Arbitrary cutting will not change the mechanical properties of the molded grid, let alone fragmentation and other consequences.

slip resistance

TheFRP grating has the function of anti-slip. The molded FRP grille has two kinds of anti-slip crescent surface and anti-slip sand, and the anti-slip sand surface has two kinds of sand laying in the mould and sand laying through adhesive after demoulding. Both sand surfaces provide superior anti-slip properties, sand layers are not easy to fall off and durable.

FRP Grating surface

Crescent molded grille

Pattern face molded grille

Sand molded grille



Covering plate molded grille



Smooth molded grille

Sand plate molded grille

Specification sheet

Glass Fiber Reinforced Plastic Grating Product Specifications

Thickness(mm)	Mesh size(mm)	Bar thickness(mm) (up/under)	Hole size(mm)	Panel Size(mm)	Weight(kg/m²)	Weight(kg/panel)	Load(kg/m²)
25	40*40	6.0/4.0	34*34	1220*3660,1000*4040	11	49.11, 44.44	100
	38*38	7.0/5.0	31*31	1220*3660	12.5	55.82	200
	20*20/40*40	5.8/4.5	14.2*14.2	1247*4047	14.5	73.18	200
30	40*40	6.0/4.0	34*34	1220*3660	14	62.51	200
	38*38	7.0/5.0	31*31	1220*3600	15	66.98	350
38	40*40	6.0/4.0	34*34	1220*3600,1000*4040, 1220*4920	17.5	78.14, 70.7, 105.04	500
	38*38	7.0/5.0	31*31	1220*3600,1000*4040	19.5	87.07, 78.78	500
40	40*40	7.0/5.0	33*33	1207*3007,1007*3007	28	101.62, 84.79	500
50	50*50	7.0/5.0	43*43	1220*3600,1000*4040	23	102.70,92.92	1000
	38*38	7.0/5.0	31*31	1220*3600	26	116.1	1500
cover plate	3mm				8		
	5mm				10		



Linear load table

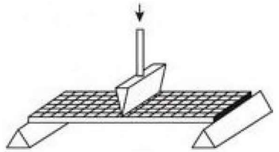

Linear load

Span \ Deflection	Mesh Size (mm)	Thickness (mm)	Linear load (kg/m)						Maximum load (kg/m)
			75	150	300	450	600	750	
300mm	38*38	25	<0.25	0.42	1.12	1.71	2.38	2.86	5970
	38*38	30	<0.25	0.28	0.88	1.45	2.27	2.62	9924
	38*38	38	/	<0.25	0.52	0.78	1.17	1.54	17120
	40*40	40	/	<0.25	0.3	0.52	0.67	0.78	17010
	50*50	50	0.28	0.31	0.41	0.47	0.63	0.72	22526
450mm	38*38	25	0.56	1.15	2.16	3.08	4.16	4.76	3910
	38*38	30	0.28	0.51	1.13	1.53	20.9	2.63	4828
	38*38	38	<0.25	0.47	0.91	1.36	1.86	2.33	12980
	40*40	40	<0.25	0.48	0.92	1.37	1.87	2.35	12680
	50*50	50	0.31	0.42	0.74	0.92	1.22	2.21	17078
600mm	38*38	25	0.87	1.71	3.51	5.2	6.72	/	2924
	38*38	30	0.53	1.29	2.31	3.62	4.82	5.96	4089
	38*38	38	0.36	0.65	1.25	1.35	2.47	3.08	8720
	40*40	40	0.38	0.67	1.28	1.89	2.51	3.38	8498
	50*50	50	0.35	0.58	1.06	1.76	2.16	2.56	11473
750mm	38*38	25	1.36	4.47	9.37	/	/	/	2287
	38*38	30	1.27	2.61	4.91	7.44	11.06	/	3175
	38*38	38	0.63	1.14	2.17	3.24	4.36	5.45	7270
	19*19/38*38	30	0.97	1.86	3.12	5.02	6.88	9.36	4820
	19*19/38*38	38	0.56	1.02	1.94	2.98	3.88	5.02	8827
	40*40	40	0.65	1.18	2.23	3.36	4.24	5.49	6970
	50*50	50	0.46	0.91	1.58	2.36	3.46	4.57	9566
900mm	38*38	25	2.91	5.92	12.12	/	/	/	1948
	38*38	30	1.79	3.91	7.76	11.51	/	/	2641
	38*38	38	0.87	1.81	3.68	5.56	7.42	9.31	5817
	40*40	40	0.91	1.84	3.75	5.69	7.57	9.71	5537
	50*50	50	1.51	1.67	3.37	4.33	5.16	6.13	7780
1220mm	38*38	25	5.72	11.64	/	/	/	/	1431
	38*38	30	3.61	7.91	14.37	/	/	/	2286
	38*38	38	2.26	4.75	9.68	14.63	/	/	3755
	40*40	40	2.35	5.02	9.87	15.01	/	/	3455
	50*50	50	1.67	3.41	6.94	8.72	10.52	13.32	5834

Uniform load table

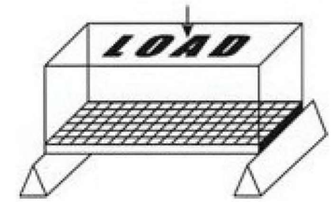

Uniform load

Span \ Deflection	Mesh Size (mm)	Thickness (mm)	Uniform load(kg/m)							Maximum load (kg/m)
			150	350	500	750	1000	1500	2500	
300mm	38*38	25	<0.25	<0.25	<0.25	<0.25	0.26	0.53	0.64	31625
	38*38	30	<0.25	<0.25	<0.25	<0.25	<0.25	0.42	0.53	33000
	38*38	38	<0.25	<0.25	<0.25	<0.25	<0.25	<0.25	0.42	41800
	40*40	40	<0.25	<0.25	<0.25	<0.25	<0.25	<0.25	0.42	39710
	50*50	50	<0.25	<0.25	<0.25	<0.25	<0.25	<0.25	0.39	53602
450mm	38*38	25	0.30	0.38	0.62	0.94	1.22	1.85	2.75	20759
	38*38	30	0.25	0.32	0.52	0.78	1.02	1.54	2.29	21662
	38*38	38	0.20	0.25	0.41	0.62	0.81	1.22	1.81	27439
	40*40	40	0.20	0.25	0.41	0.62	0.81	1.22	1.81	26067
	50*50	50	<0.25	<0.25	0.30	0.45	0.59	0.89	1.32	35186
600mm	38*38	25	0.98	1.24	1.85	2.75	3.35	5.18	8.86	12439
	38*38	30	0.82	1.03	1.54	2.29	2.79	4.32	7.38	12980
	38*38	38	0.65	0.81	1.22	1.81	2.20	5.64	14.10	16441
	40*40	40	0.65	0.81	1.22	1.81	2.20	6.43	/	15619
	50*50	50	0.47	0.59	0.89	1.32	1.61	4.69	6.13	21083
750mm	38*38	25	1.28	3.05	4.57	6.86	9.15	/	/	7950
	38*38	30	1.07	2.54	3.81	5.72	7.62	11.69	/	8296
	38*38	38	0.48	2.01	3.01	4.51	6.92	/	/	10508
	40*40	40	0.84	2.01	3.01	4.51	8.91	/	/	9983
	50*50	50	0.62	1.46	2.19	3.29	6.50	9.23	/	13475
900mm	38*38	25	2.57	7.13	9.62	/	/	/	/	5518
	38*38	30	2.14	4.58	7.11	10.67	/	/	/	5758
	38*38	38	1.69	3.62	5.61	8.42	/	/	/	7293
	40*40	40	1.69	3.62	5.61	8.42	11.18	/	/	6929
	50*50	50	1.23	2.64	4.09	6.14	8.15	/	/	9353
1220mm	38*38	25	7.10	9.90	12.46	/	/	/	/	2827
	38*38	30	5.91	8.25	11.78	/	/	/	/	3392
	38*38	38	4.67	6.51	9.30	13.95	/	/	/	4297
	40*40	40	1.69	3.62	5.61	8.32	11.18	/	/	6929
	50*50	50	3.40	4.75	6.78	9.16	12.07	/	/	5510

Point load

Span	Mesh Size (mm)	Thickness (mm)	Point load(kg/m)							
			150	350	500	750	1000	1500	2500	3000
300mm	38*38	25	/	0.44	0.59	1.03	1.37	1.78	2.82	3.49
	38*38	30	/	0.37	0.49	0.86	1.14	1.48	2.35	2.91
	38*38	38	/	0.29	0.39	0.68	0.90	1.17	1.86	2.29
	40*40	40	/	0.26	0.35	0.61	0.81	1.05	1.67	2.06
	50*50	50	/	0.37	0.48	0.76	1.08	1.47	2.41	2.89
450mm	38*38	25	0.26	0.66	0.89	1.55	2.06	2.67	4.23	5.23
	38*38	30	/	0.55	0.74	1.29	1.72	2.23	3.53	4.36
	38*38	38	/	0.43	0.59	1.02	1.36	1.76	2.78	3.44
	40*40	40	/	0.43	0.59	1.02	1.36	1.76	2.78	3.44
	50*50	50	0.27	0.56	0.73	1.14	1.63	2.20	3.61	4.34
600mm	38*38	25	0.74	1.55	2.02	3.18	4.52	6.12	/	/
	38*38	30	0.62	1.29	1.68	2.65	3.77	5.10	8.37	/
	38*38	38	0.49	1.02	1.33	2.09	2.97	4.03	6.71	/
	40*40	40	0.47	0.98	1.25	1.89	2.69	3.78	6.51	/
	50*50	50	0.39	0.83	1.08	1.69	2.41	3.26	5.35	6.42
750mm	38*38	25	1.26	2.94	3.78	5.99	8.79	/	/	/
	38*38	30	1.05	2.45	3.15	4.99	7.33	/	/	/
	38*38	38	0.83	1.93	2.49	3.94	5.78	7.84	/	/
	40*40	40	0.82	1.91	2.35	3.80	5.59	7.56	/	/
	50*50	50	0.67	1.57	2.01	3.19	4.68	6.33	9.87	/
900mm	38*38	25	1.78	4.32	5.53	8.81	13.06	/	/	/
	38*38	30	1.48	3.60	4.61	7.34	10.88	/	/	/
	38*38	38	1.17	2.84	3.64	5.80	8.59	11.65	/	/
	40*40	40	1.16	2.81	3.58	5.69	8.35	11.15	/	/
	50*50	50	0.95	2.30	2.95	4.69	6.96	10.11	/	/
1220mm	38*38	25	2.95	7.42	10.38	15.06	/	/	/	/
	38*38	30	2.46	6.18	8.65	12.55	/	/	/	/
	38*38	38	1.94	4.88	6.83	9.91	14.56	/	/	/
	40*40	40	1.93	4.85	6.68	9.70	14.31	/	/	/
	50*50	50	1.57	3.95	5.53	8.02	10.71	15.53	/	/

Installation accessories

C-CLIP

Grating	Open Mesh
Depth	25mm / 38mm / 50mm

- For joining bound edges of 2 panels together
- M6 Bolt with socket head
- Nut fixed in place for easy installation
- Stainless steel 316

M-CLIP



Grating	Open Mesh	Pultruded
Depth	25mm / 38mm / 50mm	25mm / 38mm

- Direct fixing to support underneath
- M8 Bolt (length to suit grating depth
- Bolt recessed to prevent trip hazard
- Compatible with numerous bolt and screw types
- Stainless steel 316

L-CLIP

Grating	Open Mesh
Depth	25mm / 38mm

- Direct fixing to support underneath
- M6 Bolt (length to suit grating depth
- Bolt sunken to prevent trip hazard
- Compatible with numerous bolt and screw types
- Stainless steel 316

C Type: Used for edge to edge connection between two grilles, so that the platform has a good overall performance.

M Type: Used for positioning connection of grille and support material.

L Type: Used for special positioning connection between grille and support material.

Covering plateFRP grating

Covering plate grille is the molding grille and hand paste FRP plate bonded together to form a single-sided or double-sided closed structural plate; Our cladding grille has high strength and can work under heavy load environment.At the same time, the cover plate grille can effectively isolate the volatilization of odor and protect the environment.

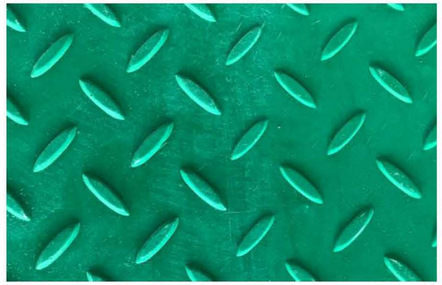

Covering plate grille is the molding grille and hand paste FRP plate bonded together to form a single-sided or double-sided closed structural plate. covering plate grille part can choose our company's existing molding grille;The thickness of the coverimg plate can be 3-12 mm;Can be designed according to the requirements of the Specific load.

We provide standard cover plate grille specifications:

Total Thickness	Construction	Specification	Weight	Standard size
28	25+3	38*38	17.6	1220*3660/1220*4040
31	3+25+3	38*38	23	
33	30+3	38*38	20.4	
36	3+30+3	38*38	25.8	
41	38+3	38*38	24.5	
44	3+38+3	38*38	29.9	
43	40+3	40*40	24.4	
46	3+40+3	40*40	29.8	
55	50+5	50*50	31	1220*3660/1220*4020

Covering plate grid: plane, pattern surface, flat sand surface

Application of FRP gtating

Application of FRP gtating

Brief introduction of Technology

Pultrusion used FRP pultrusion is "I", "T" shape profile as load-bearing article, with solid core pipe or bar for connecting rod, through certain assembly process and made with a gap of the plate, will be untwisted yarn the shelves and other continuous glass fiber roving reinforced material surface such as felt, polyester resin impregnation, and by keeping a certain cross section shape of the mold, in the mould even further out of the mold after curing, the resulting pultrusion products of an automated production process.

Pultrusion process

Specification sheet

"I" pultrusion grille



Specification	Height (mm)	Width (mm)	Center distance (mm)	Bearing bar clearance (mm)	Open Rate(%)	Weight (kg/m²)
I-4010	25	15	25	10	40	17.6
I-5010	25	15	30	15	50	14.7
I-6010	25	15	38	22.5	60	11.3
I-4015	38	15	25	10	40	22
I-5015	38	15	30	15	50	19
I-6015	38	15	38	22.5	60	16.1

"T" pultrusion grille



Specification	Height (mm)	Width (mm)	Center distance (mm)	Bearing bar clearance (mm)	Open Rate(%)	Weight (kg/m²)
T-1810	25	38	45	7.5	18	14.2
T-3310	25	38	50	12.5	33	12.2
T-3320	50	25	38	12.5	33	19.5
T-5020	50	25	50	25	50	15.2

Load table of pultrusion grid

"I" Pultrusion Grid Linear Load Table

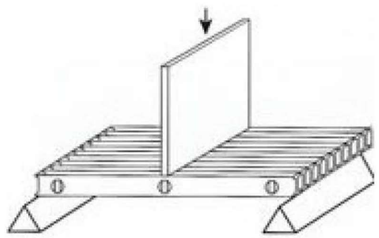

Span mm	Model	Width load kg/m						Maximum load kg/m/
		300	450	750	1500	3000	5950	
450	I-4010	/	/	1.02	2.03	4.06	7.62	16593
	I-5010	/	/	1.02	2.03	4.06	7.62	13808
	I-6010	/	/	1.52	2.54	4.83	9.65	11067
	I-4015	/	0.25	0.51	0.76	1.52	2.79	26215
	I-5015	/	0.25	0.51	1.02	1.78	3.30	21836
	I-6015	/	0.25	0.51	0.76	2.03	3.81	17472
600	I-4010	/	/	2.54	4.57	8.89	17.53	12959
	I-5010	/	/	2.54	4.85	9.40	18.8	10799
	I-6010	/	/	3.05	5.59	11.2	22.1	8639
	I-4015	0.51	0.51	1.02	1.78	3.05	5.84	19661
	I-5015	0.51	0.51	1.02	1.78	3.56	6.86	16385
	I-6015	0.51	0.76	1.02	2.29	4.32	8.38	13108
900	I-4010	2.8	4.06	6.6	13.46	26.9	53.85	8639
	I-5010	2.54	4.06	6.86	13.46	27.2	54.1	7194
	I-6010	3.3	4.83	7.87	15.75	31.5	62.99	5750
	I-4015	1.02	1.27	2.29	4.32	8.38	16.76	12705
	I-5015	1.02	1.52	2.54	5.08	9.91	20.07	10576
	I-6015	1.27	20.3	3.30	6.10	12.50	25.15	8460
1200	I-4010	5.84	8.89	14.73	29.46	59.20	118.1	6420
	I-5010	7.37	10.9	18.28	36.58	73.2	146.0	5362
	I-6010	7.87	11.7	19.3	38.61	77.5	154.6	4275
	I-4015	2.03	2.79	4.57	9.4	19.1	37.85	9086
	I-5015	2.29	3.56	5.84	11.94	23.4	46.99	7567
	I-6015	2.79	4.32	7.11	14.22	28.5	56.9	6047

Load table of pultrusion grid

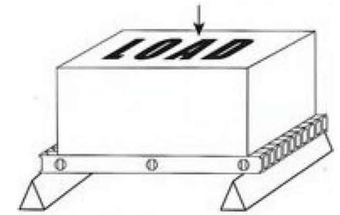

"I" Pultrusion Grid Uniform load Table

Span mm	Model	Load kg/m²						Maximum load kg/m/
		1000	1900	3900	7000	9500	19500	
450	I-4010	1.25	0.76	1.27	2.29	3.05	6.1	72325
	I-5010	0.51	0.76	1.27	2.54	3.302	6.6	60499
	I-6010	0.51	0.76	1.52	2.79	3.81	7.37	48380
	I-6015	0.25	0.25	0.76	1.27	1.78	3.56	76430
600	I-4010	1.01	1.27	3.56	6.86	8.89	/	42515
	I-5010	1.27	2.29	4.06	5.08	7.26	15.24	35429
	I-6010	1.27	2.29	4.57	8.38	11.18	/	28344
	I-6015	0.51	1.02	1.789	3.3	4.57	8.89	43004
900	I-4010	4.57	8.38	16.26	/	/	/	18863
	I-5010	4.83	8.89	17.27	/	/	/	15638
	I-6010	5.84	10.92	/	/	/	/	12559
	I-6015	2.29	4.06	7.87	14.7	/	/	18570
1200	I-4010	14.48	/	/	/	/	/	10507
	I-5010	16.51	/	/	/	/	/	8796
	I-6010	17.78	/	/	/	/	/	6988
	I-6015	6.6	12.95	/	/	/	/	9920

Span mm	Model	Load kg/m²						Maximum load kg/m/
		1000	1900	3900	7000	9500	19500	
600	I-4015	0.25	0.25	0.76	1.27	1.52	3.3	114645
	I-5015	0.25	0.51	0.76	1.27	1.778	3.56	95537
800	I-4015	0.51	0.76	1.52	2.79	3.81	7.62	64506
	I-5015	0.51	0.76	1.52	3.05	4.06	8.13	53755
1000	I-4015	1.52	2.79	5.33	10.2	13.46	/	27757
	I-5015	1.78	3.3	6.1	11.7	15.49	/	23164
1200	I-4015	/	8.64	/	/	/	/	14905
	I-5015	5.59	10.63	/	/	/	/	12422

"T" Pultrusion Grid Linear Load Table

"T" Pultrusion Grid Linear Load Table

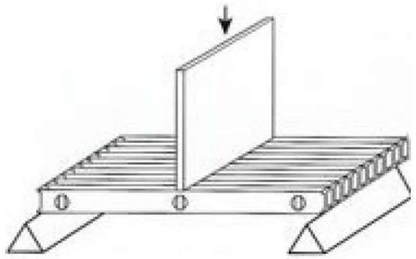

Span mm	Model	Width load kg/m						Maximum load kg/m/
		300	450	750	1500	3000	5950	
400	T-1810	0.4	0.67	1.07	2	2.67	3.34	5900
600		1.24	2.06	3.30	6.19	8.85	10.32	3800
800		2.76	4.59	7.35	13.78	/	/	2300
1000		5.16	8.6	13.76	/	/	/	2200
450		0.71	1.02	1.727	3.454	6.91	/	8600
600	T-3310	1.27	1.95	3.22	6.45	/	/	7731
900		4.01	5.99	10.06	/	/	/	5024
1200		8.992	/	/	/	/	/	3620
600	T-3320	/	0.25	0.51	1.02	1.78	3.3	16876
	T-5020	0.25	0.51	0.76	1.27	2.29	4.57	/
900	T-3320	0.51	0.76	1.27	2.29	4.57	9.4	7492
	T-5020	0.76	1.27	1.78	3.3	6.1	12.19	/
1200	T-3320	1.02	1.52	2.29	3.83	9.91	19.56	4215
	T-5020	1.52	2.29	3.56	6.6	13.5	27.18	/
1500	T-3320	1.78	2.79	4.57	9.14	18.3	36.58	2696
	T-5020	2.54	3.81	6.35	12.45	24.6	45.93	/

"T" Pultrusion Grid Uniform load Table

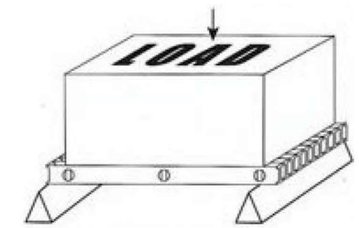

"T" Pultrusion Grid Uniform load Table

Span mm	Model	Load kg/m²						Maximum load kg/m/
		1000	1900	3900	7000	9500	19500	
400	T-1810	0.1	0.17	0.27	0.5	0.67	0.83	29600
600		0.46	0.77	1.24	2.32	3.1	3.87	12700
800		1.38	2.3	3.67	6.89	9.18	11.48	7300
1000		3.22	5.37	8.6	/	/	/	4600
450	T-3310	0.56	1.069	2.134	4.039	5.23	/	45076
600		1.63	3.226	6.542	12.12	/	/	25363
900		7.52	15.04	/	/	/	/	10971
1200		/	/	/	/	/	/	5938
600	T-3320	0.25	0.51	0.76	1.52	2.03	4.06	55368
	T-5020	0.51	0.76	1.27	2.29	3.05	6.35	/
900	T-3320	0.76	1.52	3.05	5.59	7.37	14.99	36895
	T-5020	1.02	2.03	3.81	6.86	9.4	/	/
1200	T-3320	2.29	4.57	9.4	/	/	/	27659
	T-5020	3.3	6.35	12.45	/	/	/	/
1500	T-3320	5.08	9.91	/	/	/	/	22137
	T-5020	6.86	13.46	/	/	/	/	/

Pultrusion profile

FRP pultruded profiles are made of continuous glass fiber coated with glass fiber mat immersed in unsaturated polyester resin (or epoxy resin, phenolic resin) for heating and pultruding.Profile is very strong and strong, its longitudinal bending strength and impact strength has exceeded the absolute value of ordinary steel.Good corrosion resistance, high temperature resistance and insulation.Products in the place of acid and alkali medium long service life.The pultruded FRP profiles are widely used in different fields, including square tube, rectangular tube, round tube, bar, channel steel, I-beam steel, Angle steel and slat.Such as: FRP grid, anti-corrosion platform, walkway and fence system, insulation ladder, cooling tower support, incubator (warehouse) framework, material support, tools and other bearing structures.

Square tube rectangular tube

Size (mm)			Sectional area cm²	Weight kg/m
High B	Wide A	Thick T		
25	25	3.0	2.6	0.469
32	32	4.0	4.5	0.829
38	38	4.0	5.4	0.949
44	44	6.0	9.1	1.732
50	50	5.0	9.0	1.665
75	75	6.0	16.6	3.104
100	50	4.8	14.8	2.520
100	100	8.0	29.4	5.496

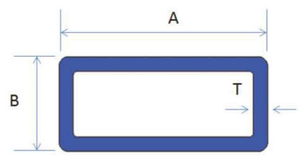

Round tube

Size			Sectional area cm²	Weight kg/m
external diameter	wall thickness	internal diameter		
19.0	3.0	13.0	1.5	0.252
22.0	4.0	14.0	2.3	0.418
25.0	3.5	18.0	2.4	0.437
32.0	2.0	28.0	1.9	0.349
35.0	5.0	25.0	4.7	0.872
50.0	4.0	42.0	5.8	1.069
50.0	5.0	40.0	7.1	1.308

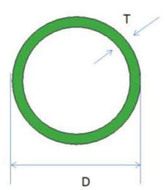

Size (mm)			Sectional area cm²	Weight kg/m
High B	Wide A	Thick T T		
50	30	4.5	4.5	0.841
67	30	4.0	4.8	0.920
70	26	3.0	3.5	0.582
100	50	6.4	11.9	2.200
152	43	6.4	14.4	2.450
200	60	10.0	30.0	5.550
250	125	10.0	48.0	8.880

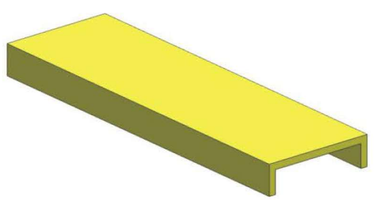

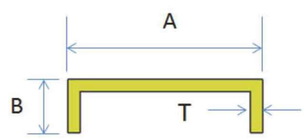

Pultrusion profile

I-beam

Size				Sectional area cm²	Weight kg/m
High B	Wide A	Thick t1	Thick t2		
38	15	4.0	5.0	3.0	0.469
58	15	4.0	5.0	3.8	0.677
70	15	6.0	6.0	6.0	0.840
150	125	10.0	10.0	40.0	7.400
200	100	10.0	10.0	40.0	7.400
250	125	12.0	12.0	60.0	11.000

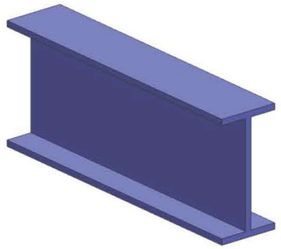

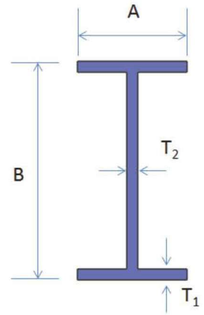

angle bar

Size			Sectional area cm²	Weight kg/m
High B	Wide A	Thick T		
25	25	3.0	1.4	0.240
40	40	3.0	2.3	0.410
50	50	6.4	6.0	1.198
75	75	9.5	13.3	2.400
100	100	9.5	18.1	3.348
125	125	10.0	24.0	4.400



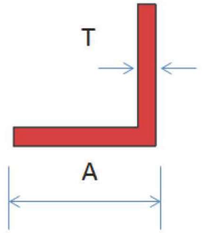

other

Name	Size			Sectional area cm²	Weight kg/m
	High B	Wide A	Thick T		
Skirting board	100			3.9	0.712
Skirting board	150			5.8	1.073
Skirting board	200				1.420
305 Rib plate	54	305	4.8		4.700
500 Rib plate	54	500	3.0		6.900

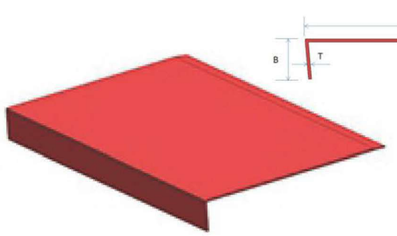

GRATINGS

TIANFU COMPOSITE

TIANFU COMPOSITE

FIBERGLASS GRATINGS

Address: Room 1716, Lvdi Building, Qianshan Road, Zhengwu District, Hefei City, Anhui Province, China.

Factory Address:140 Meters Northeast of Intersection of Keji 2nd Avenue and Gaoxin 7th Road, Gongqing City, Jiujiang City, Jiangxi Province

TEL: +86 13696771864

Website: www.tfcomposite.org

E-mail: sales6@tfcomposite.org

COMPANY WITH QUALITY SYSTEM CERTIFIED BY DNV GL =ISO 9001=